

KEEPING IT CLEAN

# 15 SQUEEGEES

## SECTION TABLE OF CONTENTS


Floor squeegee selection process	82
Streak-free windows	83
<b>Floor Squeegees</b>	
Hydro-squeegee™	84
Professional quality	85
Industrial quality	86
Moss rubber	87
Handles	89
<b>Window Squeegees</b>	
AG Solstice™ squeegees	90
AG Solstice t-bars & scrubbers	91
AG Solstice extension poles	92
Ettore® squeegees	93
Ettore t-bars & scrubbers	95
Ettore Backflip®	96
<b>Miscellaneous, Window</b>	
Accessories	96
Handles & adapters	98



# SQUEEGEES FLOOR

The type of floor determines the type of squeegee


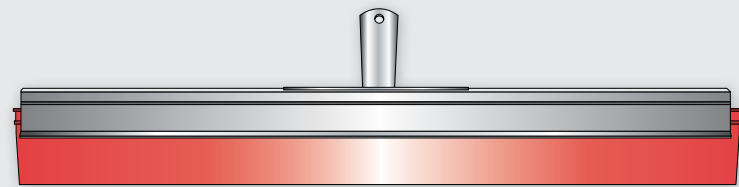
The smoother the floor, the greater the risk of a slip hazard when liquid is present. Smooth floors require a single blade squeegee. Textured or uneven floors (including grout) require a dual moss rubber blade to get into the crevices and flick the water out.



### DO YOU HAVE A SMOOTH FLOOR?

Use any of our industrial, premium single-blade squeegees for moving liquids on porous and non-porous smooth surfaces (cannot contain grout).

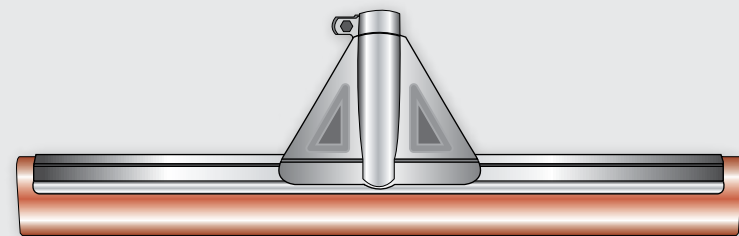
Use the red squeegee for cleaning indoor and outdoor surfaces that may contain petroleum-based deposits such as oil, gas or solvents.



### DO YOU HAVE A ROUGH FLOOR?

Use any moss rubber dual-blade squeegee for moving liquids on uneven surfaces, including tiles with grout. Surfaces can be either porous or non-porous.

Use the red squeegee for cleaning indoor and outdoor surfaces that may contain petroleum-based deposits.



## Other considerations when making a selection

### TEMPERATURE

In cold temperatures, a single-blade squeegee may become less flexible; consider a softer moss rubber dual-blade instead.

### FOOD SERVICE

Food processing requires a plastic channel and a non-porous handle such as fibreglass or aluminum. For squeegees that fit your HACCP plan, see the Food Hygiene section.

### SPECIAL APPLICATIONS

Some situations where noise is a concern (e.g., animal stalls) make pressure washers undesirable. In these cases, try something quiet such as our Hydro-squeegee™ or scraper squeegee.

### SIZE

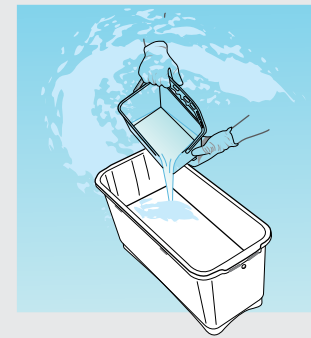
Choose a size that is most appropriate for the task. Large squeegees move lots of water, but obstructions can hamper the effectiveness of the tool. For comfort and ergonomics, operators should choose a handle that reaches the chin.

# SQUEEGEES WINDOW

A professional streak-free window

Use window cleaning solution with the action of a sharp squeegee blade to clean smooth surfaces with ease.

ground level: window cleaning



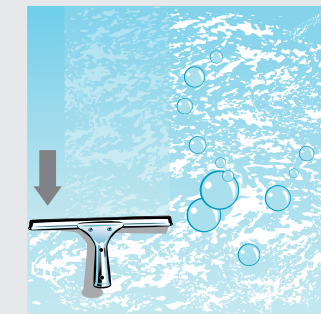
### 1. Soak

Prepare window cleaning solution. For best results launder your scrubber before using. Check out our Purasolutions™ section for buckets and pails.



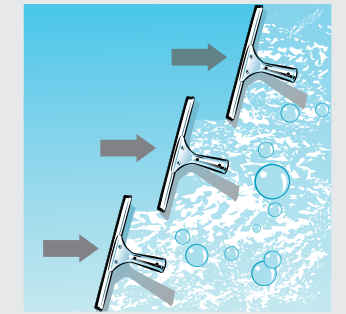
### 2. Scrub

Dip the scrubber into the bucket of solution and squeeze out excess liquid. Wash the edge of the window and work toward the centre. You should scrub in large circular motions. Use just enough solution to keep the glass wet.



### 3. Frame

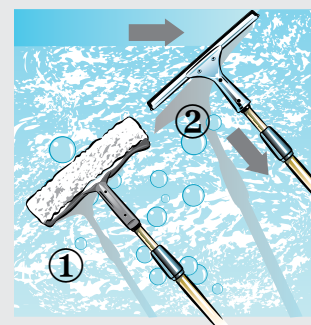
Begin by "cutting-in a dry edge" down the side of the window. Place the squeegee on the glass so that only an inch of the rubber touches the window. This provides a dry edge to anchor the horizontal strokes that follow.



### 4. Squeegee

Start at the top using horizontal strokes, squeegee off the solution overlapping each stroke by about 1/2 inches.

safety at heights: window cleaning



### 5. Extension poles

Ensure steps 1 & 2 are completed first. Start cleaning the tall window by "cutting-in a dry edge" at the top. Place the squeegee on the glass so that only an inch of the rubber touches the window.



### 6. Squeegee

Start at the top using nearly vertical strokes, squeegee off the solution overlapping each stroke by about 1/2 inches.

Working safely at heights doesn't have to be expensive or involve a lot of specialized equipment and training. Extension poles can eliminate the need for ladders, scaffolds, harnesses, lanyards and other fall-arrest equipment.

**TIP:** Use a microfibre 605 or 645 window cloth to wipe the blade between each pass. The same cloth can also dry the edges of the glass.

# HYDRO-SQUEEGEE™

Full power, quiet operation

Unlike traditional high pressure wash systems, the Hydro-squeegee does not require any external energy resources other than a garden hose. The quiet operation of this system is perfect for cleaning animal stalls or commercial kitchens where the generation of noise is a concern.



## HYDRO-SQUEEGEE

Use the black squeegee for cleaning a wide variety of indoor and outdoor porous and non-porous surfaces.

Use the red squeegee for cleaning indoor and outdoor surfaces that may contain petroleum deposits.



The moss rubber blade adapts to clean different surfaces such as concrete, brick, asphalt and tile. Flip the squeegee over and use the serrated scraper to remove hardened matter.

The on/off valve adjusts the flow to six high-pressure nozzles.

description	colour	size [in.]	item	pack
straight	black	24	39824	4
curved		30	39830	
straight	red	24	39924	
curved		30	39930	

# ALUMINUM SQUEEGEE

Professional grade rubber

These squeegees offer the very best blades made from professional blade rubber. The Super Curve channel has an ergonomic hinge joint to self-adjust to the height of the user.



Hinged brace is an ergonomic feature that adjusts to different user heights.



## FLOOR SQUEEGEE - CURVED

With a 30-inch curved blade, this squeegee contains and moves water with ease. It features a hinged brace that allows the user to either push or pull liquids for extra versatility. Channel and brace are made of heavy-duty, rust-proof aluminum.

## CONVENTIONAL FLOOR SQUEEGEE

This basic floor squeegee with black rubber blade works exceptionally well on smooth floor surfaces such as concrete, linoleum or vinyl. Spark-free, corrosion-resistant aluminum frame and channel are designed for easy blade changes.

description	18 in.	24 in.	30 in.	36 in.	pack
curved squeegee	-	-	36430	-	2
straight squeegee	36218	36224	36230	36236	6
refill	36318	36324	36330	36336	6

## AG SQUEEGEE SCRAPER™

This is the heaviest squeegee/scraper tool with a double action Duraflex® blade on the market. Designed specially to move heavy liquids with lots of debris. Great for animal stalls and animal processing facilities.

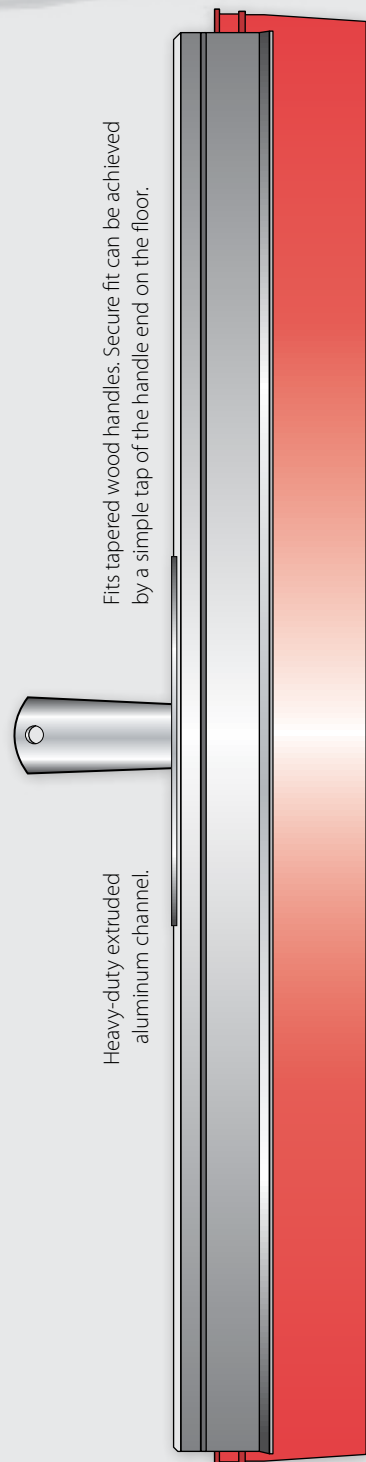
description	22 in.	pack
heavy duty scraper	47422	6



# ALUMINUM SQUEEGEE

Premium industrial quality, smooth surfaces

These industrial grade floor squeegees are tough and durable. You may wear out the replaceable blades, but the tool will last a lifetime. Use this line of squeegees on smooth floor surfaces.




Fits tapered wood handles. Secure fit can be achieved by a simple tap of the handle end on the floor.

Heavy-duty extruded aluminum channel.

High-grade, pliable rubber (replaceable) blade has sharp edges for a dry floor.

Blade profile matches the aluminum channel for a perfect fit.



## 1. AUTOMOTIVE FLOOR SQUEEGEE

The red colour of our automotive floor squeegee distinguishes it from other conventional squeegees, reminding the user that the blade is colour-coded for oil and solvent applications. This squeegee will last longer and move easier over the floor than regular rubber when cleaning petroleum-based spills such as motor oil or solvents.

description	colour	18 in.	24 in.	30 in.	36 in.	pack
solvent resistant refill	red	45218	45224	45230	45236	5
		45318	45324	45330	45336	

## 2. INDUSTRIAL FLOOR SQUEEGEE

With an extra-thick blade and sturdy aluminum frame, this squeegee is ideal for moving large amounts of water. Used primarily in industrial settings where only a heavy-duty squeegee will do.

description	colour	18 in.	24 in.	30 in.	36 in.	pack
industrial refill	grey	36018	36024	36030	36036	5
		36118	36124	36130	36136	

## 3. ALL-PURPOSE FLOOR SQUEEGEE

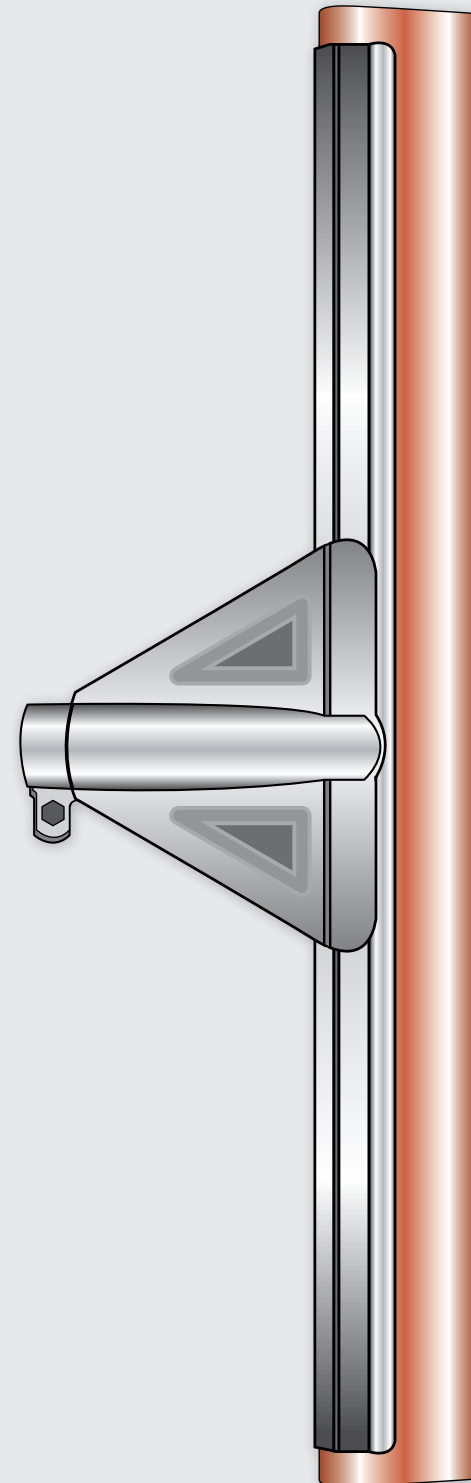
The flexible white thermoplastic blade of our all-purpose squeegee floats easily over smooth or textured floor surfaces with less "chatter." It can also be used to apply floor finish to smooth floors.

description	colour	18 in.	24 in.	30 in.	36 in.	pack
all purpose refill	white	45418	45424	45430	45436	5
		45518	45524	45530	45536	

# MOSS RUBBER SQUEEGEE

Commercial quality, textured surfaces

These steel reinforced moss rubber floor squeegees offer top moss rubber performance. Use these squeegees on uneven and grouted floors.



## HEAVY-DUTY MOSS RUBBER FLOOR SQUEEGEE

Moss rubber is the preferred material for floor squeegees that must work on uneven surfaces. The blade's sponge-like consistency creates a seal between blade and floor even on textured surfaces such as tile, slate or brick. Our heavy-duty moss rubber squeegees feature a galvanized steel channel and heavy-duty connector for long life, and are offered in three colours (black, white and red).

description	colour	18 in.	22 in.	30 in.	pack
heavy duty	black	47118	47122	47130	10
	red	47218	47222	47230	
	white	47318	47322	47330	



## ECONOMY MOSS FLOOR SQUEEGEE

The 98% closed-cell moss rubber digs deep into grouting and irregular surfaces such as brick or quarry tile. This is a cost-effective solution for price-sensitive budgets.

description	colour	18 in.	22 in.	pack
economy	black	47018	47022	10



# MOSS RUBBER SQUEEGEE

Food service

Plastic block moss rubber squeegees are impervious to water and well suited for the food service industry.

For mission critical food processing, Atlas Graham suggests our FDA-approved moss rubber. See our Food Hygiene section.

This squeegee accepts fibreglass and aluminum acme-thread or plain-end handles.



double locking collar



## FOOD SERVICE MOSS FLOOR SQUEEGEE

A moss rubber blade in a plastic channel means that this squeegee seals off areas where bacteria can grow. When paired with any aluminum or fibreglass handle, this is an ideal tool for areas where food safety is paramount. The squeegee is available with black or white moss rubber blades to help in tool segregation or HACCP programs.

## MOSS FLOOR SQUEEGEE / BRUSH


Our moss rubber floor squeegee in a plastic channel features two rows of bristles to remove stubborn dirt. Simply flip the tool over to use the stiff scrubbing bristles. The double locking collar on the channel allows any plain end or threaded handle to be attached securely.

description	colour	brush	14 in.	18 in.	22 in.	pack
food service	black	-	-	47518	47522	10
	white	-	-	47618	47622	
	black	✓	47714	47718	47722	

# HANDLES

Wood, metal and fibreglass

Industrial applications use tapered wood handles. Food service applications will typically use metal or colour-coded fibreglass handles.



wood

fibreglass

aluminum

description	colour	48 in.	54 in.	60 in.	pack	
1/8-inch wood, tapered	-	-	52506	52513	25	
1-inch wood, tapered	-	-	-	2465	10	
fibreglass, acme	blue	-	24511	24510	10	
fibreglass, plain-end	blue	-	85502	-		
fibreglass, acme	green	-	24611	24610		
fibreglass, plain-end	green	-	85602	-		
fibreglass, acme	red	-	24411	24410		
fibreglass, plain-end	red	-	85402	-		
fibreglass, acme	white	-	24711	24710		
fibreglass, plain-end	white	-	85702	-		
fibreglass, acme	yellow	-	2411	2410		
fibreglass, plain-end	yellow	-	8802	-		
aluminum, acme	-	2408	-	2409		10

# AG SOLSTICE™

## Squeegees

A contoured, ergonomic handle is designed to fit the form of the human hand.

The channel provides quick blade change-outs on the fly.

The rubber blade creates the streak-free window.



This clip-free, ergonomic handle and squeegee are designed for building service staff who want quality and functionality.


commercial grade

### SOLSTICE SQUEEGEE HANDLE AND CHANNELS

Polypropylene squeegee handles are paired with stainless steel channels and high-quality, extruded-rubber blades for a consistently clean, dry surface. Stainless steel channels make for a lighter squeegee, which reduces the chance of repetitive-strain injuries.

description	10 in.	14 in.	18 in.	pack
handle + channel + rubber	46610	46614	46618	10
channel + rubber, 5/pkg.	46110	46114	46118	5
rubber, 10/pkg.	46210	46214	46218	5

description	item	pack
ergo-grip handle	46100	10



Handle glides and clicks along the grooved channel by a quick-release button so the blade can be repositioned as needed.

# AG SOLSTICE™

## T-bars & scrubbers

A dedicated t-bar and scrubber for cleaning windows is a good start to achieving quick professional results, every time.



commercial grade

### SOLSTICE T-BAR & SCRUBBER

Step One in getting a streak-free, clean window is a good scrubbing with soap and water. The Solstice t-bar and scrubber make short work of the job. The deep channels on the t-bar hold water and release it as the scrubber moves over the window, so less bucket-dipping is needed. The scrubber itself is made of cut-pile microfibre to maximize cleaning efficiency, and its Velcro® fastener makes for easy installation and removal. Sold complete or purchased separately in 10-inch and 14-inch sizes.

description	10 in.	14 in.	pack
t-bar	46310	46314	10
scrubber (5/pkg.)	46410	46414	4
t-bar & scrubber	46510	46514	10




# AG SOLSTICE™

Extension poles

These poles are designed to be good partners with the AG Solstice t-bars and squeegee handles.

The quick connect feature makes changing tools a snap.



commercial grade

## SOLSTICE EXTENSION POLES

Why do window cleaners prefer to use extension poles over ladders to clean large or high windows? Because it's simpler, quicker and less risky. Solstice extension poles, available in 10 ft. and 16 ft. lengths, are constructed of fluted, lightweight aluminum to ensure strength and provide a sure grip. Polypropylene collars allow users to extend or retract poles to the right length effortlessly, and the quick-release pole tip makes it easy to change Solstice tools on the fly.



description	10 ft.	16 ft.	pack
3 section	46710	-	4
4 section	-	46716	4

# ETTORE® PROFESSIONAL

Tools for the professional window cleaner

Ettore offers the very best in window cleaning performance and is the brand most often chosen by professional window cleaners.



The Ettore original squeegee has remained virtually unchanged since its inception. At the heart of Ettore's system is a sharp, high-quality blade. The rubber is super supple and smooth, leaving behind a perfectly clean and streak free window. If window cleaning is mission critical, the Ettore cleaning system is for you.

# ETTORE® PROFESSIONAL

## Handles & channels

The Master and Quick Release handles from Ettore are the industry standard by which all other window cleaning tools are judged. The Pivot handle is a next-generation tool: good for getting into tight corners with ease and grace.

Master

Quick release

Pivot

item	brass	composite	angled	quick release
Master	<input checked="" type="checkbox"/>	<input type="checkbox"/>	<input type="checkbox"/>	<input type="checkbox"/>
Quick release	<input checked="" type="checkbox"/>	<input checked="" type="checkbox"/>	<input type="checkbox"/>	<input checked="" type="checkbox"/>
Pivot	<input type="checkbox"/>	<input checked="" type="checkbox"/>	<input checked="" type="checkbox"/>	<input checked="" type="checkbox"/>



# ETTORE® PROFESSIONAL

## Scrubbers & t-bars

Ettore's popular washers have extra heavy synthetic pile, double stitched seams, and sewn ends. All the scrubbers fit securely on the t-bar using special Velcro® tabs and a slip-on elastic internal collar for a tool in harmony with the elements.




### BRASS WINDOW SQUEEGEE HANDLES

Perfectly-balanced, weighty brass handles for frequent or professional use. Available in different configurations to meet the requirements of the job at hand. See table below.

handles	item	pack
Master	36500	12
Quick release	36501	12
Pivot	36550	12



Pre-loaded brass channel with rubber



Pre-loaded stainless steel (SS) channel with rubber

channel/rubber	8 in.	10 in.	12 in.	14 in.	16 in.	18 in.	20 in.	22 in.	pack
Brass channel / rubber	36508	36510	36512	36514	36516	36518	36520	36522	12
rubber only	36608	36610	36612	36614	36616	36618	36620	36622	
SS channel / rubber	-	-	39512	39514	39516	39518	-	-	

accessories	item	pack
brass clips	36600	1 (12 per pack)



Brass clips provide the necessary tension and hold the rubber blade within the channel.

### GOLDEN GLOVE™

This durable, heavy-pile synthetic scrubber features double-sewn end seams for long life. Velcro closure allows for easy removal and installation on the straight t-bar (included). An excellent choice for frequent use.

### DURASLEEVE™

The Durasleeve scrubber is a favourite among professionals due to its thick, synthetic pile and durability.

description	10 in.	14 in.	18 in.	22 in.	pack
Golden Glove, complete	36910	36914	36918	-	6
t-bar only	37610	37614	37618	37622	
t-bar pivot	-	37814	37818	37822	
Golden Glove refill	37010	37014	37018	37022	
Durasleeve refill	-	38014	38018	38022	
Porcupine refill	-	37414	37418	-	
Microfibre refill	40010	40014	40018	40022	

### PORCUPINE

As its name attests, the Porcupine features spikes of scrubbing bristles mingled with synthetic pile for truly dirty jobs. Caution: Do not use on tinted film windows.

### MICROFIBRE

Clean on a microscopic level; let the microfibre do the dirty work. Microfibre picks up five times its weight in water and yet dries fast between uses.

### T-BAR

The t-bar channel is grooved to hold and release water as the tool glides across the window. The t-bar pivot model rotates and has aluminum tubes to keep the tool light and manoeuvrable in corners.



# ETTORE® BACKFLIP®

Two-in-one tool

For the window cleaner who wants an all-in-one tool. The nested handle design allows the tools to work together or independently. No need to change tools when working at heights or with an extension pole.

## BRASS BACKFLIP®

The Backflip ingeniously pairs a t-bar and scrubber with a squeegee to maximize efficiency. For added versatility, the tool can be separated into its two components with the click of a button, allowing the cleaner to use just the scrubber or squeegee as needed. Can be attached to a tapered wood handle or a REA-C-H extension pole for high windows without the need to constantly switch between tools.



description	10 in.	14 in.	18 in.	pack
brass	38710	38714	38718	6

## ACCESSORIES

Note: For added reach, all these scrapers can be mounted to a tapered wooden handle (2465).



## SUPER SCRAPER™

For the removal of stubborn gunk on windows, floors or other smooth, hard surfaces, the four or six-inch Super Scraper is ideal. Carbon-steel blades are razor edged on one side for use on windows, and dull on the other for scraping floors without damaging the finish.

description	4 in.	6 in.	pack
Super scraper	37505	37506	6
blades	37515	37511	



## SCRAPEMASTER™

For use on windows only, the four-inch wide Scrapemaster features blades that are razor sharp on both edges for extended life (just undo the screw and flip the blade when the first edge becomes dull).

description	4 in.	pack
Scrapemaster	37500	6
blades	37510	



## CHAMPION SCRAPER™

With a double-edged, Danish steel blade that is five inches wide, the Champion scraper takes on hard-to-remove window deposits with ease. Offset handle design is ideal for use in tight corners.

description	item	pack
Champion scraper	37525	6
blades	37530	

## ACCESSORIES

Add-ons that make your day

For the professional working at heights, safety is everything. These accessories make tool storage and transport safer and more efficient.



belt



single holster



dual holster

## TOOL BELTS

The single and dual holsters are constructed of form-fitting genuine leather. The nylon double loop allows the user to carry a scrubber and squeegee on a belt. The Sidekick water well acts like a portable bucket to keep your scrubbers charged and wet. All holsters fit on a strong, 44-inch nylon, adjustable tool belt and make your tools fully transportable.

description	item	pack
sidekick water well holster	36941	1
single holster	36700	
dual holster	36701	6
belt with loop (44 in.)	36702	
nylon double hoop holster (not shown)	36704	



## WASH BUCKET

Made of indestructible plastic with a six-gallon (22.71 litres) capacity, these window wash buckets can be outfitted with casters, a sieve and snap-on lid (sold separately).

description	item	pack
bucket with handle	40110	6
sieve	40111	
lid	40112	1
casters (set of four)	40113	

# HANDLES

Ettore®

These extension poles and accessories are designed to pair with Ettore t-bars and squeegees.



## REA-C-H EXTENSION HANDLES

When cleaning second-storey or very tall windows, an extension pole is an invaluable tool that is much safer than a ladder. REA-C-H poles are constructed of anodized aluminum and come in 2- or 3-section configurations for extra versatility. The tapered and threaded end with push-button locking system accepts Ettore t-bars, Backflips and squeegees and holds them securely in place while in use.



description	4 ft.	8 ft.	12 ft.	18 ft.	24 ft.	27 ft.	pack
2-section reach	37104	37108	37212	-	-	-	6
3-section reach	-	-	37112	37118	-	-	6
	-	-	-	-	37124	37127	2

## EXTENSION POLE ACCESSORIES

Item 36905 allows Ettore extension poles to be used to clean sloped surfaces effectively. We offer tips and locking collars (sold separately), to help extend the life of your REA-C-H poles.



description	item	pack
angle adaptor	36905	6
acme / taper adaptor	36800	12
small collar / nut reach	37107	6
large collar / nut reach	37109	
replacement tip / pin	37110	

## ALUMINUM EXTENSION POLES

Industrial-grade extension handle has telescoping aluminum extensions with an acme-threaded tip for Ettore tools when the taper adaptor is added.



This extension handle should be paired with the wooden taper adaptor in order for it to fit properly on handles and t-bars.

description	8 ft.	12 ft.	18 ft.	24 ft.	pack
3-section twist lock	36708	36712	36718	-	6
4-section twist lock	-	-	-	36724	

# HANDLES

Miscellaneous handles

These general purpose handles can be used as a cost-conscious alternative to extension poles.

## TAPERED WOOD HANDLES

These tapered wooden handles make a great, inexpensive alternative to extension poles in an industrial facility where storage isn't an issue.



description	item	pack
60 in. x 1 in.	2465	10
54 in. x 15/16 in.	2514	
72 in. x 15/16 in.	2515	
96 in. x 1 1/8 in.	2516	

## ECONOMY EXTENSION HANDLE

This lightweight, light-duty handle can be used to provide just the right amount of height to reach the tops of larger windows.



description	item	pack
42 in. - 78 in.	36778	20

## FLOW-THROUGH FOUNTAIN HANDLE

Certain industrial applications may require scrubbing a window with a brush. The acme flow-through handle is an accessory that is well worth the money when dealing with caked-on dirt.



description	item	pack
60 in.	353	12

For window and auto cleaning brushes, see the 1.2 Brush section.